



BETWEEN THE PANELS

A GUIDE TO TELLING STORIES THROUGH COMICS


PACKET #1

MINI COMICS! WHAT'S THE BIG IDEA?

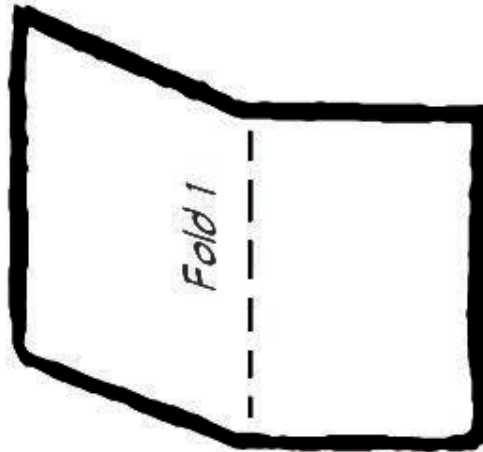


STEP 1


Fold and cut two sheets of paper as shown.




1



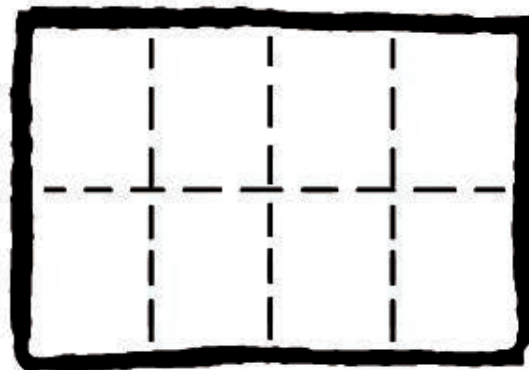
2



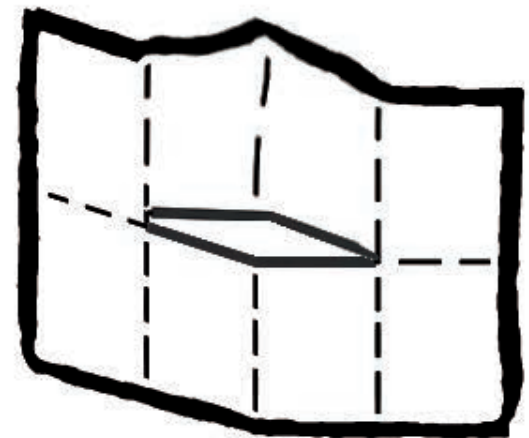
3



4



5 Your paper should look like this.



6 ReFold Fold 1 and cut where indicated.

STEP 2

Choose someone you would like to make a comic about.

*It can be someone you know, or a historical or Fictional Figure,
human or otherwise.*

It should be someone you have a question about.

*For instance,
you might make
a comic about...*




Jack

STEP 3

*Collect two items -
something tiny and something grand.*



tiny gold egg



Both of these items must have a connection to your chosen someone.

STEP 4

Answer the Following questions:

What is the question you have for your someone?

How could Jack have done well by his Family while avoiding being attacked by a giant?

What do they base their decisions on?

Jack impulsively chooses the thing that sounds the best for his Family without considering the veracity of the source.

How does this differ from the way you make decisions?

I'm skeptical of outrageous claims, although I do admire Jack's sincere dedication to his Family.

How can you best assist them on the path created by your question?

I can support Jack caring about his Family while being the voice on Jack's shoulder when strangers are potentially swindling him.

STEP 5

*Your comic will be an instruction manual to guide your character
From the tiny to the grand, or From the grand to the tiny.*

The Story of Jack

Grand
Prize
Cow



Tiny
Gold
Egg

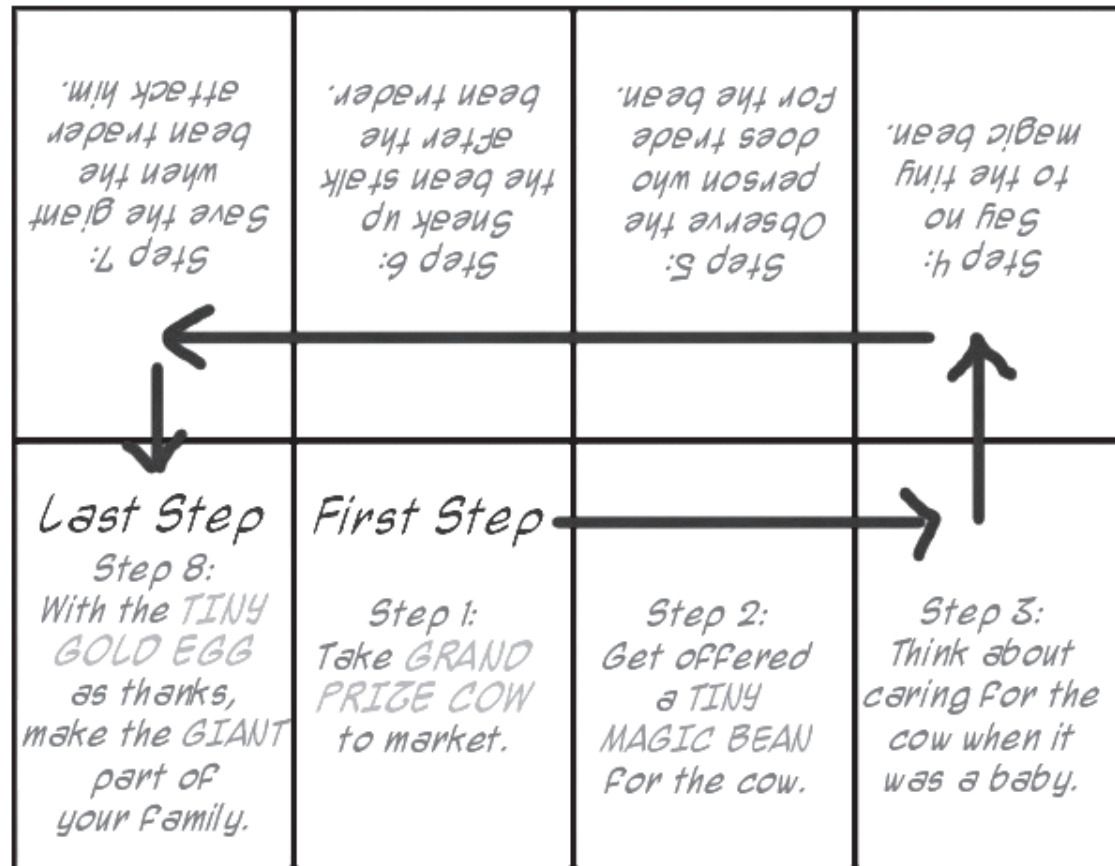
*Consider the steps that you can tell your someone to take to successfully
get From one extreme to the other.*

*Is there something of the grand in the tiny?
Or something of the tiny in the grand?*

STEP 6

On one of your sheets, make notes on each page describing what the steps in the instruction manual are. Lay them out in this order.

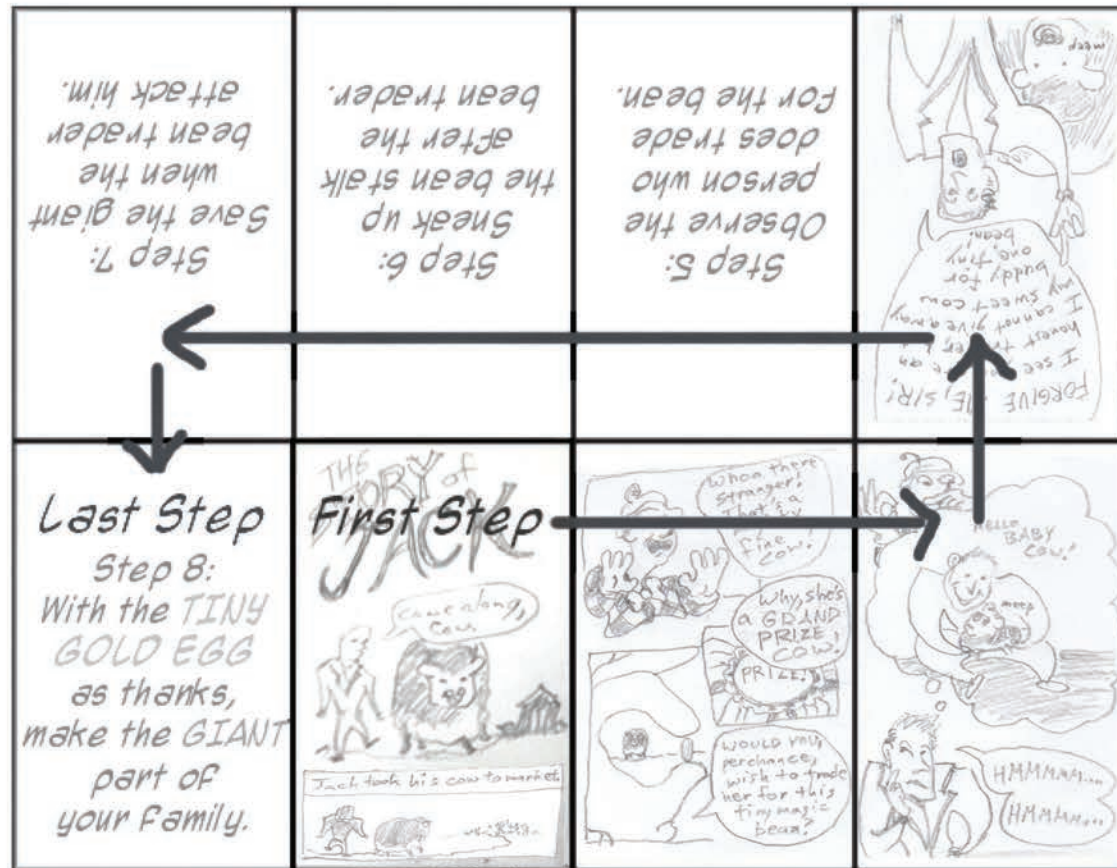
The Story of Jack



*There do not need to be 8 steps. More or less are fine,
but they have to fit in eight pages.*

STEP 7


Use this sheet as YOUR instruction manual so you know what to write and draw on each page of the other sheet to make your comic.



When it's refolded, the upside down pages will be right side up.

STEP 8

ReFold your comic when you're done drawing it.



*INTERESTED
IN MORE
COMIC-MAKING
LESSONS?*



**TAKE A LOOK
BETWEEN THE PANELS
...AND LEARN HOW
COMICS WORK!**



BETWEEN THE PANELS

*Comics Workshops and Curriculum
For Teens and Adults*

*Weekly Virtual Workshops
Pay-What-You-Can
Saturdays 11 AM*



www.7000bc.org

www.between the panels.org

www.eventbrite.com/d/online/7000-bc/

www.facebook.com/7000BC

[@7000_bc](https://www.facebook.com/7000BC)

jeff@7000bc.org

info@7000bc.org



7000 BC is supported in part by a generous grant from the
National Endowment for the Humanities and the New Mexico Humanities Council.
The content in this packet is copyright 2021 7000 BC.



NATIONAL
ENDOWMENT
FOR THE
HUMANITIES